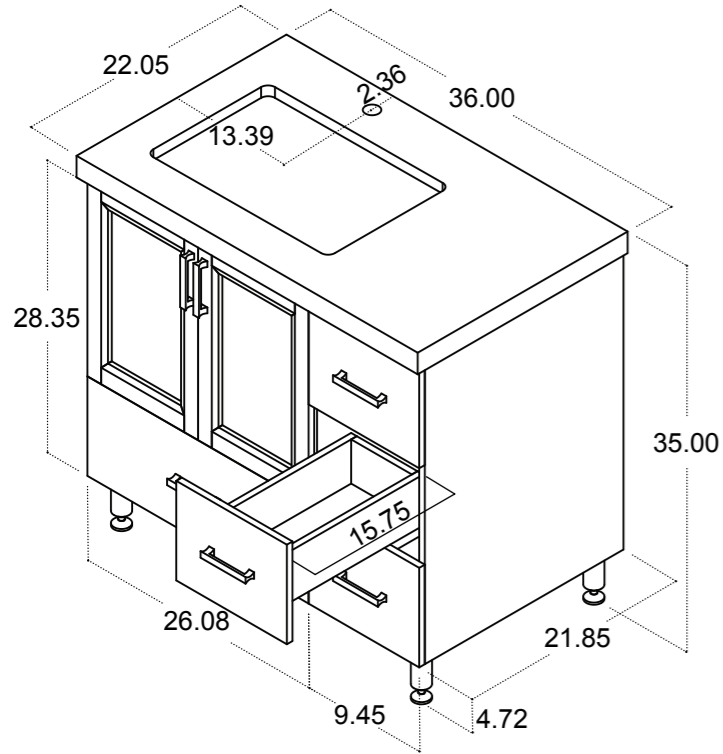


INSTRUCTION MANUAL

SKU CODE:
WF-36

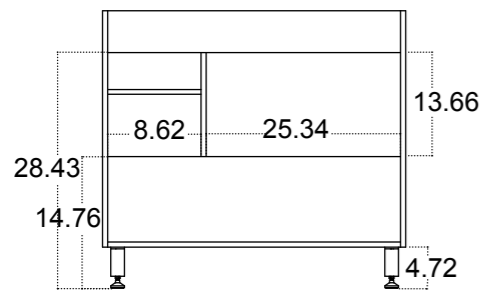
FRONT



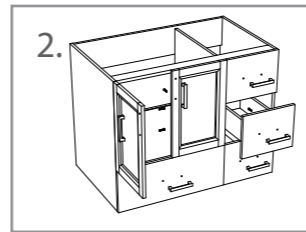
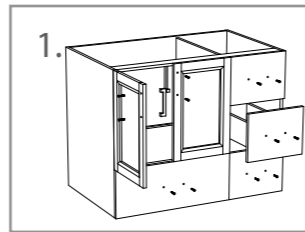
COLLECTION:

DIMENSIONS: W 36" | D 22" | H 35"

BACK

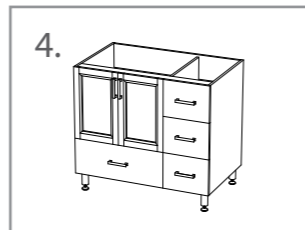
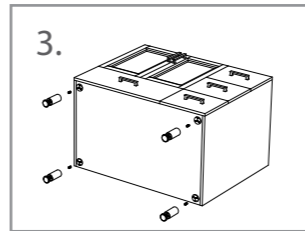
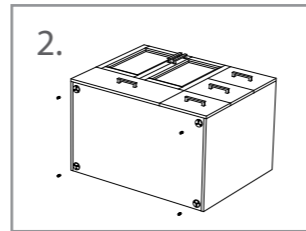
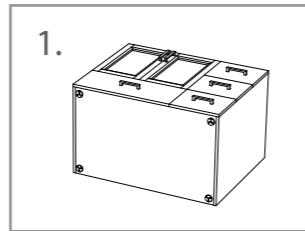


Install Handles



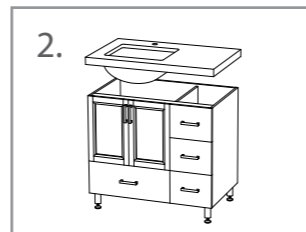
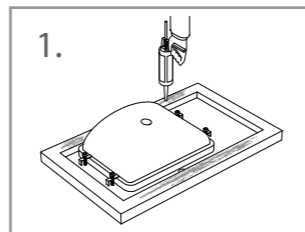
1. Hold the handles, unscrew the screws from doors and drawers.
2. Put the screws inside and handles outside gently, tighten the

Install Four Legs



1. Put a piece of foam or other soft objects, turn over the cabinet on it.
2. Find the screws and legs packed with cabinet, tighten four screws into the bottom of cabinet.

Attaching Counter Top To The Cabinet



1. Apply continuous stream of quality silicon glue on top of the cabinet contact area.

SAFETY AND PRECAUTIONS

- Please read and understand this entire manual before attempting to assemble, operate or install the product.
- During installation, handle the countertop and sink with optimum care.
- Once you add glue and fit the countertop / sink, wait for 24 hours to let the glue dry, before using your vanity.
- Avoid pouring extreme hot and cold water on the glass sink and countertops as it might de-shape it.

CARE AND CLEANING

- Use a water-dampened cloth to clean the cabinet and the mirror frame. Avoid using abrasive cleaners.
- Use a mild liquid soap and a soft cloth to clean your vanity top. Avoid using any harsh, abrasive cleaners or mineral spirits.
- For the mirror, use ammonia-free cleaning products. Avoid using abrasive cleaners.

CONTACT SUPPORT

PHONE: (888) 487-4488

EMAIL: cs@designelementusa.com

ADDRESS: 8715 Boston place, Rancho Cucamonga, CA. 91730

www.designelementusa.com



PACKING LIST

- Pre-assembled cabinet
- Cabinet legs
- Integrated Sink
- Instruction Manual

WARRANTY

Design Element warrants cabinets, mirrors, finishes and fittings to be free from defects in workmanship and materials under normal use and service for a period of one (1) year.

Please report any damage or missing pieces of your vanity to us immediately. These things must be reported no later than 30 days from the date of delivery.